



ACI Racing Weekend Monza, 16-17 Settembre 2023

Euro4 Championship - Results Race 2

Autodromo Monza 5.793 m

Laps 8 = 46,344 km - Avg 123,189 km/h - Race Time 22'34.331

No.	Driver	Nat	Entrant	Team	Car	Class	Laps	Time	Gap	Rel.	Fastest Lap
1	37 SZTUKA Kacper	POL	US Racing	US Racing	Tatuus F4-T421		8	22'34.331		4	1'53.158
2	23 LINDBLAD Arvid	GBR	Prema Racing	Prema Racing	Tatuus F4-T421	R	8	22'34.660	0.329	0.329	3 1'53.603
3	15 BADOER Brando	ITA	Van Amersfoort Racing	Van Amersfoort Racing	Tatuus F4-T421		8	22'34.892	0.561	0.232	4 1'53.456
4	51 SLATER Freddie	GBR	Prema Racing	Prema Racing	Tatuus F4-T421	R	8	22'35.187	0.856	0.295	4 1'54.041
5	31 BOHRA Akshay	USA	US Racing	US Racing	Tatuus F4-T421	R	8	22'35.300	0.969	0.113	4 1'53.449
6	8 TAPONEN Tuukka	FIN	Prema Racing	Prema Racing	Tatuus F4-T421	R	8	22'35.564	1.233	0.264	4 1'53.341
7	3 UGOCHUKWU Ugo	USA	Prema Racing	Prema Racing	Tatuus F4-T421		8	22'35.971	1.640	0.407	4 1'53.227
8	13 WHARTON James	AUS	Prema Racing	Prema Racing	Tatuus F4-T421		8	22'36.312	1.981	0.341	4 1'53.468
9	14 AL DHAHERI Rashid	UAE	Prema Racing	Prema Racing	Tatuus F4-T421	R	8	22'36.420	2.089	0.108	4 1'53.505
10	47 LACORTE Nicola	ITA	Prema Racing	Prema Racing	Tatuus F4-T421	R	8	22'36.675	2.344	0.255	4 1'53.966
11	12 PRADEL Gianmarco	AUS	US Racing	US Racing	Tatuus F4-T421	R	8	22'36.941	2.610	0.266	3 1'54.604
12	4 SARRAZIN Pablo	FRA	Van Amersfoort Racing	Van Amersfoort Racing	Tatuus F4-T421		8	22'37.291	2.960	0.350	3 1'53.788
13	17 DOMINGUES Ivan	POR	Van Amersfoort Racing	Van Amersfoort Racing	Tatuus F4-T421		8	22'37.502	3.171	0.211	3 1'54.400
14	30 LUND Frederik	DNK	Van Amersfoort Racing	Van Amersfoort Racing	Tatuus F4-T421		8	22'37.971	3.640	0.469	3 1'54.363
15	71 PEEBLES Griffin	AUS	BVM Racing	BVM Racing	Tatuus F4-T421	R	8	22'38.242	3.911	0.271	3 1'54.981
16	97 DARYANANI Kai Manesh	IND	Cram Motorsport	Cram Motorsport	Tatuus F4-T421	R	8	22'38.467	4.136	0.225	4 1'55.574
17	10 MODONESE Rafael	PER	Van Amersfoort Racing	Van Amersfoort Racing	Tatuus F4-T421	R	8	22'38.839	4.508	0.372	3 1'55.202
18	86 DE LA TORRE Diego	MEX	AKM Motorsport	AKM Motorsport	Tatuus F4-T421		8	22'39.050	4.719	0.211	3 1'54.981
19	6 KAMAL Mirad	AUS	AKM Motorsport	AKM Motorsport	Tatuus F4-T421		8	22'39.759	5.428	0.709	3 1'55.279
20	57 BHIROMBHAKDI Nandhavud	THA	PHM Racing	PHM Racing	Tatuus F4-T421		8	22'40.122	5.791	0.363	4 1'54.109
21P	20 DAVID Zachary	PHL	US Racing	US Racing	Tatuus F4-T421	R	8	22'40.695	6.364	0.573	4 1'53.449
22	66 LIU Ruiqi	CHN	US Racing	US Racing	Tatuus F4-T421	R	8	22'40.903	6.572	0.208	4 1'54.313
23	21 HAUSMANN Tina	CHE	AKM Motorsport	AKM Motorsport	Tatuus F4-T421	R	8	22'41.478	7.147	0.575	3 1'54.458
24P	11 AKHMED Ismail	UZB	Van Amersfoort Racing	Van Amersfoort Racing	Tatuus F4-T421		8	22'44.472	10.141	2.994	3 1'54.395
25	53 PEDRINI Giacomo	ITA	PHM Racing	PHM Racing	Tatuus F4-T421	R	7	22'40.450	1 Lap	1 Lap	3 1'53.630
----- Not Classified -----											
RET	9 SPINA Alfio	ITA	BVM Racing	BVM Racing	Tatuus F4-T421		4	7'44.298	4 Laps		4 1'54.328
RET	22 DELIGNY Enzo	FRA	AKM Motorsport	AKM Motorsport	Tatuus F4-T421	R	4	7'48.261	4 Laps		3 1'54.667
RET	96 OLIVIERI Flavio	ITA	Cram Motorsport	Cram Motorsport	Tatuus F4-T421	R	4	7'48.574	4 Laps		3 1'54.708
RET	5 LARINI Davide	ITA	AKM Motorsport	AKM Motorsport	Tatuus F4-T421	R	4	7'49.032	4 Laps		3 1'54.644
RET	16 NOBELS Aurelia Corine	BEL	Prema Racing	Prema Racing	Tatuus F4-T421		4	7'49.293	4 Laps		3 1'54.001

Starting: 30 Classified: 25 Not Classified: 0 Retired: 5 Not Started: 0
 Fastest Lap N. 4 No. 37 Kacper Sztuka Time 1'53.158 Avg. 184,298 Km/h

Humidity:	51%	AIR	24°C
Condition:	DRY	Track	28°C

Penalty and Infringement

18.50 **20 Z. DAVID** Time Penalty 5 sec. Stewards decision n. 21
 18.51 **11 I. AKHMED** Time Penalty 5 sec. Stewards decision n. 23
 18.51 **22 E. DELIGNY** Drop 15 position next race Stewards decision n.24

Clerk of the Course : Renato Schmidt

Race Director : Alessandro Ferrari

 Start 10:34 End 11:08
 17/09/2023




ACI Racing Weekend Monza, 16-17 Settembre 2023

Euro4 Championship - Results by Class Race 2

Rookie

Laps 8 = 46,344 km - Avg 123,159 km/h - Race Time 22'34.660

No.	Driver	Nat	Entrant	Team	Car	Laps	Time	Gap	Rel.	Fastest Lap
1	23 LINDBLAD Arvid	GBR	Prema Racing	Prema Racing	Tatuus F4-T421	8	22'34.660			3 1'53.603
2	51 SLATER Freddie	GBR	Prema Racing	Prema Racing	Tatuus F4-T421	8	22'35.187	0.527	0.527	4 1'54.041
3	31 BOHRA Akshay	USA	US Racing	US Racing	Tatuus F4-T421	8	22'35.300	0.640	0.113	4 1'53.449
4	8 TAPONEN Tuukka	FIN	Prema Racing	Prema Racing	Tatuus F4-T421	8	22'35.564	0.904	0.264	4 1'53.341
5	14 AL DHAHERI Rashid	UAE	Prema Racing	Prema Racing	Tatuus F4-T421	8	22'36.420	1.760	0.856	4 1'53.505
6	47 LACORTE Nicola	ITA	Prema Racing	Prema Racing	Tatuus F4-T421	8	22'36.675	2.015	0.255	4 1'53.966
7	12 PRADEL Gianmarco	AUS	US Racing	US Racing	Tatuus F4-T421	8	22'36.941	2.281	0.266	3 1'54.604
8	71 PEEBLES Griffin	AUS	BVM Racing	BVM Racing	Tatuus F4-T421	8	22'38.242	3.582	1.301	3 1'54.981
9	97 DARYANANI Kai Manesh	IND	Cram Motorsport	Cram Motorsport	Tatuus F4-T421	8	22'38.467	3.807	0.225	4 1'55.574
10	10 MODONESE Rafael	PER	Van Amersfoort Racing	Van Amersfoort Racing	Tatuus F4-T421	8	22'38.839	4.179	0.372	3 1'55.202
11P	20 DAVID Zachary	PHL	US Racing	US Racing	Tatuus F4-T421	8	22'40.695	6.035	1.856	4 1'53.449
12	66 LIU Ruiqi	CHN	US Racing	US Racing	Tatuus F4-T421	8	22'40.903	6.243	0.208	4 1'54.313
13	21 HAUSMANN Tina	CHE	AKM Motorsport	AKM Motorsport	Tatuus F4-T421	8	22'41.478	6.818	0.575	3 1'54.458
14	53 PEDRINI Giacomo	ITA	PHM Racing	PHM Racing	Tatuus F4-T421	7	22'40.450	1 Lap	1 Lap	3 1'53.630
----- Not Classified -----										
RET	22 DELIGNY Enzo	FRA	AKM Motorsport	AKM Motorsport	Tatuus F4-T421	4	7'48.261	4 Laps		3 1'54.667
RET	96 OLIVIERI Flavio	ITA	Cram Motorsport	Cram Motorsport	Tatuus F4-T421	4	7'48.574	4 Laps		3 1'54.708
RET	5 LARINI Davide	ITA	AKM Motorsport	AKM Motorsport	Tatuus F4-T421	4	7'49.032	4 Laps		3 1'54.644

Starting: 17 Classified: 14 Not Classified: 0 Retired: 3 Not Started: 0
 Fastest Lap N. 4 No. 8 Tuukka Taponen Time 1'53.341 Avg. 184,000 Km/h

Humidity:	51%	AIR	24°C
Condition:	DRY	Track	28°C

Clerk of the Course : Renato Schmidt

Race Director : Alessandro Ferrari

	Start	End
17/09/2023	10:34	11:08



Autodromo Monza 5.793 m

ACI Racing Weekend Monza, 16-17 Settembre 2023
Euro4 Championship - Lap Chart Race 2

	Lap							
	1	2	3	4	5	6	7	8
1	37	23	23	37	37	37	37	37
2	23	37	37	23	23	23	23	23
3	51	51	15	15	15	15	15	15
4	15	15	51	51	51	51	51	51
5	31	8	31	31	31	31	31	31
6	20	31	8	8	8	8	8	8
7	8	20	20	20	20	20	20	20
8	66	3	3	3	3	3	3	3
9	3	13	13	13	13	13	13	13
10	13	14	14	14	14	14	14	14
11	14	66	47	47	47	47	47	47
12	47	12	66	66	12	12	12	12
13	12	47	12	9	4	4	4	4
14	9	9	9	12	66	17	17	17
15	17	17	17	17	17	30	30	30
16	71	4	4	4	30	21	21	71
17	4	71	96	22	21	71	71	97
18	96	96	71	96	71	97	97	10
19	30	22	22	30	97	66	10	86
20	21	30	30	71	10	10	86	11
21	22	21	21	21	86	86	11	6
22	5	5	5	5	11	11	6	57
23	16	16	16	16	6	6	57	66
24	10	97	53	10	57	57	66	21
25	97	53	86	97	53	53	53	
26	53	86	97	86				
27	86	10	10	11				
28	6	6	11	6				
29	11	11	6	57				
30	57	57	57	53				

Final Result		
1	37	SZTUKA K. Laps 8
2	23	LINDBLAD A. 0.329
3	15	BADOER B. 0.561
4	51	SLATER F. 0.856
5	31	BOHRA A. 0.969
6	8	TAPONEN T. 1.233
7	3	UGOCHUKWU U. 1.640
8	13	WHARTON J. 1.981
9	14	AL DHAHERI R. 2.089
10	47	LACORTE N. 2.344
11	12	PRADEL G. 2.610
12	4	SARRAZIN P. 2.960
13	17	DOMINGUES I. 3.171
14	30	LUND F. 3.640
15	71	PEEBLES G. 3.911
16	97	DARYANANI K. 4.136
17	10	MODONESE R. 4.508
18	86	DE LA TORRE D. 4.719
19	6	KAMAL M. 5.428
20	57	BHIROMBHAKDI N. 5.791
21	20	DAVID Z. (P) 6.364
22	66	LIU R. 6.572
23	21	HAUSMANN T. 7.147
24	11	AKHMED I. (P) 10.141
25	53	PEDRINI G. 1 Lap
RET	9	SPINA A. 4 Laps
RET	22	DELIGNY E. 4 Laps
RET	96	OLIVIERI F. 4 Laps
RET	5	LARINI D. 4 Laps
RET	16	NOBELS A. 4 Laps





ACI Racing Weekend Monza, 16-17 Settembre 2023

Euro4 Championship - Best Sectors & Speed Race 2

RESULTS

Pos	Driver	Time	Laps
1	37 SZTUKA Kacper	Tatuus F4-T421	8
2	23 LINDBLAD Arvid	Tatuus F4-T421	0.329
3	15 BADOER Brando	Tatuus F4-T421	0.561
4	51 SLATER Freddie	Tatuus F4-T421	0.856
5	31 BOHRA Akshay	Tatuus F4-T421	0.969
6	8 TAPONEN Tuukka	Tatuus F4-T421	1.233
7	3 UGOCHUKWU Ugo	Tatuus F4-T421	1.640
8	13 WHARTON James	Tatuus F4-T421	1.981
9	14 AL DHAHERI Rashid	Tatuus F4-T421	2.089
10	47 LACORTE Nicola	Tatuus F4-T421	2.344
11	12 PRADEL Gianmarco	Tatuus F4-T421	2.610
12	4 SARRAZIN Pablo	Tatuus F4-T421	2.960
13	17 DOMINGUES Ivan	Tatuus F4-T421	3.171
14	30 LUND Frederik	Tatuus F4-T421	3.640
15	71 PEEBLES Griffin	Tatuus F4-T421	3.911
16	97 DARYANANI Kai Manesh	Tatuus F4-T421	4.136
17	10 MODONESE Rafael	Tatuus F4-T421	4.508
18	86 DE LA TORRE Diego	Tatuus F4-T421	4.719
19	6 KAMAL Mrad	Tatuus F4-T421	5.428
20	57 BHIROMBHAKDI Nandhavud	Tatuus F4-T421	5.791
21	20 DAVID Zachary	Tatuus F4-T421	6.364
22	66 LIU Ruiqi	Tatuus F4-T421	6.572
23	21 HAUSMANN Tina	Tatuus F4-T421	7.147
24	11 AKHMED Ismail	Tatuus F4-T421	10.141
25	53 PEDRINI Giacomo	Tatuus F4-T421	1 Lap
RET	9 SPINA Alfio	Tatuus F4-T421	4 Laps
RET	22 DELIGNY Enzo	Tatuus F4-T421	4 Laps
RET	96 OLIVIERI Flavio	Tatuus F4-T421	4 Laps
RET	5 LARINI Davide	Tatuus F4-T421	4 Laps
RET	16 NOBELS Aurelia Corine	Tatuus F4-T421	4 Laps

SPEED

Pos	Driver	Time
1	53 PEDRINI Giacomo	249,4
2	13 WHARTON James	248,3
3	12 PRADEL Gianmarco	247,7
4	71 PEEBLES Griffin	247,1
5	96 OLIVIERI Flavio	246,0
6	10 MODONESE Rafael	246,0
7	30 LUND Frederik	246,0
8	15 BADOER Brando	246,0
9	16 NOBELS Aurelia Corine	246,0
10	21 HAUSMANN Tina	245,5
11	86 DE LA TORRE Diego	245,5
12	5 LARINI Davide	245,5
13	11 AKHMED Ismail	245,5
14	14 AL DHAHERI Rashid	244,9
15	3 UGOCHUKWU Ugo	244,9
16	20 DAVID Zachary	244,9
17	37 SZTUKA Kacper	244,9
18	51 SLATER Freddie	244,9
19	17 DOMINGUES Ivan	244,9
20	31 BOHRA Akshay	244,3
21	47 LACORTE Nicola	244,3
22	57 BHIROMBHAKDI Nandhavud	244,3
23	9 SPINA Alfio	244,3
24	8 TAPONEN Tuukka	244,3
25	4 SARRAZIN Pablo	244,3
26	66 LIU Ruiqi	243,2
27	23 LINDBLAD Arvid	242,7
28	97 DARYANANI Kai Manesh	242,2
29	6 KAMAL Mrad	242,2
30	22 DELIGNY Enzo	241,1

SEG. 1

1	3 UGOCHUKWU Ugo	11.149
2	97 DARYANANI Kai Manesh	11.165
3	4 SARRAZIN Pablo	11.166
4	17 DOMINGUES Ivan	11.183
5	53 PEDRINI Giacomo	11.191
6	71 PEEBLES Griffin	11.199
7	21 HAUSMANN Tina	11.201
8	13 WHARTON James	11.212
9	12 PRADEL Gianmarco	11.217
10	9 SPINA Alfio	11.220
11	14 AL DHAHERI Rashid	11.220
12	8 TAPONEN Tuukka	11.229
13	86 DE LA TORRE Diego	11.229
14	16 NOBELS Aurelia Corine	11.240
15	10 MODONESE Rafael	11.261
16	96 OLIVIERI Flavio	11.269
17	15 BADOER Brando	11.276
18	5 LARINI Davide	11.277
19	11 AKHMED Ismail	11.280
20	22 DELIGNY Enzo	11.297
21	66 LIU Ruiqi	11.299
22	20 DAVID Zachary	11.315
23	47 LACORTE Nicola	11.318
24	30 LUND Frederik	11.319
25	51 SLATER Freddie	11.359
26	31 BOHRA Akshay	11.376
27	37 SZTUKA Kacper	11.388
28	6 KAMAL Mrad	11.426
29	23 LINDBLAD Arvid	11.472
30	57 BHIROMBHAKDI Nandhavud	11.649

SEG. 2

1	66 LIU Ruiqi	24.836
2	15 BADOER Brando	25.176
3	20 DAVID Zachary	25.226
4	51 SLATER Freddie	25.235
5	37 SZTUKA Kacper	25.264
6	31 BOHRA Akshay	25.294
7	13 WHARTON James	25.315
8	12 PRADEL Gianmarco	25.331
9	14 AL DHAHERI Rashid	25.334
10	3 UGOCHUKWU Ugo	25.338
11	47 LACORTE Nicola	25.349
12	4 SARRAZIN Pablo	25.358
13	86 DE LA TORRE Diego	25.374
14	17 DOMINGUES Ivan	25.385
15	8 TAPONEN Tuukka	25.414
16	23 LINDBLAD Arvid	25.441
17	16 NOBELS Aurelia Corine	25.442
18	22 DELIGNY Enzo	25.444
19	30 LUND Frederik	25.485
20	57 BHIROMBHAKDI Nandhavud	25.487
21	53 PEDRINI Giacomo	25.492
22	71 PEEBLES Griffin	25.516
23	21 HAUSMANN Tina	25.537
24	96 OLIVIERI Flavio	25.744
25	5 LARINI Davide	25.747
26	97 DARYANANI Kai Manesh	25.749
27	9 SPINA Alfio	25.755
28	6 KAMAL Mrad	25.790
29	10 MODONESE Rafael	25.860
30	11 AKHMED Ismail	25.955

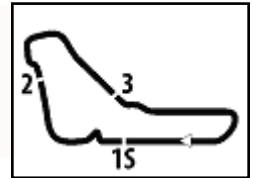
SEG. 3

1	15 BADOER Brando	37.775
2	37 SZTUKA Kacper	37.854
3	31 BOHRA Akshay	37.920
4	3 UGOCHUKWU Ugo	37.955
5	23 LINDBLAD Arvid	37.967
6	11 AKHMED Ismail	37.971
7	20 DAVID Zachary	38.008
8	8 TAPONEN Tuukka	38.011
9	12 PRADEL Gianmarco	38.017
10	14 AL DHAHERI Rashid	38.045
11	51 SLATER Freddie	38.113
12	30 LUND Frederik	38.206
13	13 WHARTON James	38.225
14	17 DOMINGUES Ivan	38.237
15	57 BHIROMBHAKDI Nandhavud	38.246
16	16 NOBELS Aurelia Corine	38.251
17	53 PEDRINI Giacomo	38.251
18	47 LACORTE Nicola	38.293
19	21 HAUSMANN Tina	38.316
20	4 SARRAZIN Pablo	38.322
21	9 SPINA Alfio	38.331
22	66 LIU Ruiqi	38.397
23	22 DELIGNY Enzo	38.533
24	5 LARINI Davide	38.543
25	96 OLIVIERI Flavio	38.583
26	6 KAMAL Mrad	38.599
27	10 MODONESE Rafael	38.605
28	71 PEEBLES Griffin	38.742
29	86 DE LA TORRE Diego	38.850
30	97 DARYANANI Kai Manesh	38.866

SEG. 4

1	3 UGOCHUKWU Ugo	38.386
2	13 WHARTON James	38.445
3	23 LINDBLAD Arvid	38.451
4	37 SZTUKA Kacper	38.456
5	47 LACORTE Nicola	38.490
6	15 BADOER Brando	38.542
7	53 PEDRINI Giacomo	38.548
8	8 TAPONEN Tuukka	38.560
9	14 AL DHAHERI Rashid	38.581
10	17 DOMINGUES Ivan	38.582
11	51 SLATER Freddie	38.605
12	20 DAVID Zachary	38.617
13	4 SARRAZIN Pablo	38.626
14	57 BHIROMBHAKDI Nandhavud	38.667
15	31 BOHRA Akshay	38.672
16	9 SPINA Alfio	38.768
17	66 LIU Ruiqi	38.785
18	12 PRADEL Gianmarco	38.844
19	21 HAUSMANN Tina	38.881
20	16 NOBELS Aurelia Corine	38.884
21	22 DELIGNY Enzo	38.962
22	5 LARINI Davide	38.998
23	11 AKHMED Ismail	39.002
24	30 LUND Frederik	39.012
25	10 MODONESE Rafael	39.015
26	96 OLIVIERI Flavio	39.112
27	86 DE LA TORRE Diego	39.131
28	71 PEEBLES Griffin	39.195
29	6 KAMAL Mrad	39.211
30	97 DARYANANI Kai Manesh	39.472





ACI Racing Weekend Monza, 16-17 Settembre 2023

Euro4 Championship - Chronological Analysis Race 2

Start at 10:34'09.712

1 / 4
3 U. UGOCHUKWU (1'53.227)

Lap	Seg.1	Seg.2	Seg.3	Seg.4	Lap Time	km/h	Local Time
1		27.114	39.393	39.125	1'59.013	201,1	10:36'08.725
2	11.364	25.764	38.352	38.885	1'54.365	240,5	10:38'03.090
3	11.149	25.920	39.073	38.386	1'54.528	244,9	10:39'57.618
4	11.376	25.338	37.955	38.558	1'53.227	241,1	10:41'50.845
5	11.292	25.591	41.431	52.529	2'10.843	237,9	10:44'01.688
6	17.209	1'04.394	1'27.353	1'29.060	4'18.016	104,8	10:48'19.704
7	29.187	56.736	1'21.133	1'27.463	4'14.519	61,6	10:52'34.223
8	30.716	53.778	1'17.743	1'29.223	4'11.460	58,5	10:56'45.683
9	13.238	27.676	48.510	1'11.393	2'40.817C	230,3	10:59'26.500
10	25.439	44.453	55.025	1'15.415	3'20.332C	87,7	11:02'46.832
11	11.944	26.246	38.865	38.520	1'55.575C	232,8	11:04'42.407
12	11.415	25.487	38.296	38.571	1'53.769C	238,9	11:06'36.176

Race Time 22'35.971

4 P. SARRAZIN (1'53.788)

Lap	Seg.1	Seg.2	Seg.3	Seg.4	Lap Time	km/h	Local Time
1		27.712	39.928	39.214	2'01.883	207,7	10:36'11.595
2	11.364	25.493	38.646	39.857	1'55.360	244,3	10:38'06.955
3	11.361	25.358	38.322	38.747	1'53.788	242,7	10:40'00.743
4	11.342	25.517	38.489	38.626	1'53.974	243,2	10:41'54.717
5	11.166	26.683	41.710	51.344	2'10.903	244,3	10:44'05.620
6	18.391	1'03.551	1'26.472	1'29.562	4'17.976	85,2	10:48'23.596
7	29.895	56.500	1'20.636	1'29.430	4'16.461	49,1	10:52'40.057
8	31.511	50.947	1'17.704	1'26.784	4'06.946	46,5	10:56'47.003
9	13.024	27.139	50.648	1'13.248	2'44.059C	234,3	10:59'31.062
10	25.960	45.276	56.453	1'09.424	3'17.113C	98,5	11:02'48.175
11	11.332	26.610	41.494	42.238	2'01.674C	219,1	11:04'49.849
12	11.560	26.990	39.872	41.381	1'59.803C	233,3	11:06'49.652

Race Time 22'37.291

5 D. LARINI (1'54.644)

Lap	Seg.1	Seg.2	Seg.3	Seg.4	Lap Time	km/h	Local Time
1		29.508	39.475	39.388	2'03.722	200,4	10:36'13.434
2	11.488	25.747	38.867	39.295	1'55.397	240,5	10:38'08.831
3	11.277	25.826	38.543	38.998	1'54.644	245,5	10:40'03.475
4	11.372	26.075	38.644	39.178	1'55.269	243,2	10:41'58.744

Race Time 7'49.032

6 M. KAMAL (1'55.279)

Lap	Seg.1	Seg.2	Seg.3	Seg.4	Lap Time	km/h	Local Time
1		28.922	41.365	39.684	2'06.810	211,4	10:36'16.522
2	11.617	25.872	38.895	39.481	1'55.865	237,9	10:38'12.387
3	11.549	25.887	38.599	39.244	1'55.279	237,9	10:40'07.666
4	11.476	25.790	38.831	39.211	1'55.308	242,2	10:42'02.974
5	11.426	30.209	42.022	46.524	2'10.181	241,1	10:44'13.155
6	18.934	1'06.553	1'22.949	1'29.825	4'18.261	81,1	10:48'31.416
7	31.040	1'00.239	1'15.830	1'28.731	4'15.840	42,6	10:52'47.256
8	34.566	47.898	1'16.763	1'22.988	4'02.215	40,0	10:56'49.471
9	13.026	27.695	58.072	1'12.941	2'51.734C	214,7	10:59'41.205
10	26.776	46.065	56.055	1'02.723	3'11.619C	83,5	11:02'52.824
11	11.596	26.399	39.976	40.162	1'58.133C	226,4	11:04'50.957
12	11.345	27.477	40.712	39.833	1'59.367C	217,7	11:06'50.324

Race Time 22'39.759

8 T. TAPONEN (1'53.341)

Lap	Seg.1	Seg.2	Seg.3	Seg.4	Lap Time	km/h	Local Time
1		26.613	39.049	39.026	1'58.117	201,9	10:36'07.829
2	11.229	26.138	38.482	38.772	1'54.621	237,4	10:38'02.450
3	11.547	25.909	38.334	38.592	1'54.382	234,3	10:39'56.832
4	11.324	25.446	38.011	38.560	1'53.341	243,2	10:41'50.173
5	11.333	25.414	40.697	52.253	2'09.697	244,3	10:43'59.870
6	17.192	1'04.406	1'28.088	1'29.239	4'18.925	119,2	10:48'18.795
7	28.210	57.190	1'21.475	1'26.935	4'13.810	62,8	10:52'32.605
8	30.161	54.689	1'17.786	1'30.035	4'12.671	62,2	10:56'45.276

9	13.256	27.441	50.869	1'12.987	2'44.553C	228,8	10:59'29.829
10	25.780	45.460	56.166	1'10.619	3'18.025C	100,0	11:02'47.854
11	11.477	26.614	52.397	1'18.518	2'49.006CP	220,9	11:05'36.860

Race Time 22'35.564

9 A. SPINA (1'54.328)

Lap	Seg.1	Seg.2	Seg.3	Seg.4	Lap Time	km/h	Local Time
1		27.642	39.654	38.981	2'00.291	199,6	10:36'10.003
2	11.220	25.755	39.218	38.889	1'55.082	242,7	10:38'05.085
3	11.299	25.784	38.512	39.002	1'54.597	237,4	10:39'59.682
4	11.225	26.004	38.331	38.768	1'54.328	241,6	10:41'54.010

Race Time 7'44.298

10 R. MODONESE (1'55.202)

Lap	Seg.1	Seg.2	Seg.3	Seg.4	Lap Time	km/h	Local Time
1		29.136	39.980	39.015	2'04.406	213,0	10:36'14.118
2	11.284	26.495	40.162	39.238	1'57.179	244,3	10:38'11.297
3	11.269	26.059	38.605	39.269	1'55.202	218,2	10:40'06.499
4	11.261	25.860	39.043	39.156	1'55.320	239,5	10:42'01.819
5	11.585	29.418	41.727	46.742	2'09.472	238,4	10:44'11.291
6	18.880	1'03.108	1'25.973	1'29.158	4'17.119	78,8	10:48'28.410
7	31.124	57.271	1'18.521	1'29.015	4'15.931	40,0	10:52'44.341
8	34.321	48.127	1'17.169	1'24.593	4'04.210	40,0	10:56'48.551
9	13.233	26.736	54.230	1'14.063	2'48.262C	226,9	10:59'36.813
10	25.898	45.772	56.766	1'05.234	3'13.670C	92,4	11:02'50.483
11	11.326	26.764	40.088	40.540	1'58.718C	246,0	11:04'49.201
12	11.753	26.282	39.769	39.416	1'57.220C	222,2	11:06'46.421

Race Time 22'38.839

11 I. AKHMED (1'54.395)

Lap	Seg.1	Seg.2	Seg.3	Seg.4	Lap Time	km/h	Local Time
1		29.409	41.464	39.748	2'07.153	208,9	10:36'16.865
2	11.506	26.130	38.742	39.410	1'55.788	214,3	10:38'12.653
3	11.280	26.142	37.971	39.002	1'54.395	245,5	10:40'07.048
4	11.368	25.955	38.802	39.249	1'55.374	243,2	10:42'02.422
5	11.322	30.716	41.019	46.603	2'09.660	225,5	10:44'12.082
6	19.256	1'03.698	1'26.003	1'29.129	4'18.086	85,4	10:48'30.168
7	31.320	57.853	1'17.687	1'28.960	4'15.820	39,3	10:52'45.988
8	34.688	48.231	1'16.563	1'23.714	4'03.196	42,2	10:56'49.184
9	13.065	27.351	52.409	1'13.618	2'46.443C	232,3	10:59'35.627
10	26.331	45.896	56.779	1'05.635	3'14.641C	89,9	11:02'50.268
11	11.551	26.820	40.498	40.876	1'59.745C	241,1	11:04'50.013
12	11.351	27.513	39.677	41.470	2'00.011C	225,0	11:06'50.024

Race Time 22'39.472 + 5.000Pen

12 G. PRADEL (1'54.604)

Lap	Seg.1	Seg.2	Seg.3	Seg.4	Lap Time	km/h	Local Time
1		27.400	39.594	38.977	2'00.056	206,9	10:36'09.768
2	11.233	25.932	38.873	39.103	1'55.141	243,2	10:38'04.909
3	11.344	25.464	38.670	39.126	1'54.604	242,2	10:39'59.513
4	11.315	26.164	38.326	38.844	1'54.649	233,3	10:41'54.162
5	11.217	26.086	41.763	51.756	2'10.822	242,2	10:44'04.984
6	18.056	1'04.149	1'26.277	1'29.499	4'17.981	85,1	10:48'22.965
7	29.828	56.465	1'20.755	1'29.199	4'16.247	50,3	10:52'39.212
8	31.032	51.738	1'17.628	1'27.043	4'07.441	51,0	10:56'46.653
9	13.028	27.807	51.592	1'13.102	2'45.529C	235,8	10:59'32.182
10	26.395	45.363	56.725	1'07.979	3'16.462C	85,4	11:02'48.644
11	11.301	26.371	41.511	39.162	1'58.345C	247,7	11:04'46.989
12	11.369	25.331	38.017	38.930	1'53.647C	243,2	11:06'40.636

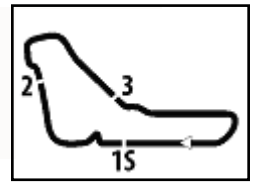
Race Time 22'36.941

13 J. WHARTON (1'53.468)

Lap	Seg.1	Seg.2	Seg.3	Seg.4	Lap Time	km/h	Local Time
1		27.041	39.644	38.957	1'59.289	198,5	10:36'09.001
2	11.255	25.931	38.298	38.945	1'54.429	248,3	10:38'03.430
3	11.212	25.557	39.606	38.445	1'54.820	248,3	10:39'58.250
4	11.393	25.327	38.225	38.523	1'53.468	246,6	10:41'51.718

17/09/2023

P = Pits In/Out - C = Lap Time Cancelled



ACI Racing Weekend Monza, 16-17 Settembre 2023

Euro4 Championship - Chronological Analysis Race 2

Start at 10:34'09.712

2 / 4

Lap	Seg.1	Seg.2	Seg.3	Seg.4	Lap Time	km/h	Local Time
5	11.465	25.315	41.086	52.451	2'10.317	241,1	10:44'02.035
6	17.313	1'04.631	1'27.241	1'29.112	4'18.297	107,7	10:48'20.332
7	29.488	56.479	1'21.329	1'27.280	4'14.576	58,5	10:52'34.908
8	30.993	53.483	1'17.335	1'29.305	4'11.116	54,1	10:56'46.024
9	13.520	27.561	46.999	1'11.898	2'39.978C	223,6	10:59'26.002
10	25.386	44.505	54.764	1'16.167	3'20.822C	101,2	11:02'46.824
11	11.992	26.194	38.415	38.635	1'55.236C	237,4	11:04'42.060
12	11.600	25.703	38.581	38.890	1'54.774C	235,8	11:06'36.834
Race Time 22'36.312							

20 Z. DAVID (1'53.449)							
Lap	Seg.1	Seg.2	Seg.3	Seg.4	Lap Time	km/h	Local Time
1		26.708	39.301	39.052	1'57.930	198,2	10:36'07.642
2	11.315	25.725	39.343	38.916	1'55.299	241,1	10:38'02.941
3	11.319	25.672	38.652	38.640	1'54.283	242,2	10:39'57.224
4	11.351	25.473	38.008	38.617	1'53.449	244,9	10:41'50.673
5	11.403	25.226	41.006	52.253	2'09.888	242,7	10:44'00.561
6	17.860	1'03.993	1'27.758	1'29.023	4'18.634	112,6	10:48'19.195
7	29.086	56.815	1'21.252	1'27.083	4'14.236	62,6	10:52'33.431
8	30.726	53.975	1'17.827	1'29.448	4'11.976	61,3	10:56'45.407
9	13.254	27.393	49.496	1'11.928	2'42.071C	226,9	10:59'27.478
10	25.584	44.696	54.857	1'14.512	3'19.649C	83,9	11:02'47.127
11	11.670	26.153	39.353	38.802	1'55.978C	238,4	11:04'43.105
12	11.482	25.423	38.241	38.824	1'53.970C	239,5	11:06'37.075
Race Time 22'35.695 + 5.000Pen							

14 R. AL DHAHERI (1'53.505)							
Lap	Seg.1	Seg.2	Seg.3	Seg.4	Lap Time	km/h	Local Time
1		27.415	39.738	38.678	1'59.388	194,2	10:36'09.100
2	11.258	25.999	38.526	38.638	1'54.421	244,3	10:38'03.521
3	11.220	25.618	39.505	38.863	1'55.206	237,4	10:39'58.727
4	11.413	25.466	38.045	38.581	1'53.505	243,2	10:41'52.232
5	11.439	25.334	41.487	52.378	2'10.638	241,6	10:44'02.870
6	17.553	1'04.276	1'27.324	1'29.172	4'18.325	109,5	10:48'21.195
7	29.395	56.870	1'21.055	1'27.600	4'14.920	55,2	10:52'36.115
8	30.920	53.026	1'17.819	1'28.252	4'10.017	51,5	10:56'46.132
9	13.245	27.458	50.265	1'13.207	2'44.175C	230,3	10:59'30.307
10	26.120	45.103	56.257	1'10.153	3'17.633C	96,9	11:02'47.940
11	11.275	26.747	39.904	38.845	1'56.771C	232,8	11:04'44.711
12	11.211	25.845	38.131	38.572	1'53.759C	244,9	11:06'38.470
Race Time 22'36.420							

21 T. HAUSMANN (1'54.458)							
Lap	Seg.1	Seg.2	Seg.3	Seg.4	Lap Time	km/h	Local Time
1		27.650	40.303	39.488	2'02.455	206,1	10:36'12.167
2	11.226	26.805	38.705	39.664	1'56.400	245,5	10:38'08.567
3	11.281	25.537	38.759	38.881	1'54.458	242,7	10:40'03.025
4	11.201	26.608	38.316	39.483	1'55.608	243,8	10:41'58.633
5	11.480	27.463	41.533	49.411	2'09.887	225,9	10:44'08.520
6	18.285	1'04.023	1'26.148	1'29.038	4'17.494	84,6	10:48'26.014
7	30.376	57.704	1'18.947	1'29.601	4'16.628	47,0	10:52'42.642
8	32.419	49.704	1'24.676	1'21.749	4'08.548	42,7	10:56'51.190
9	12.868	27.369	55.239	1'12.958	2'48.434C	233,8	10:59'39.624
10	26.629	45.544	56.233	1'04.027	3'12.433C	92,2	11:02'52.057
11	11.443	26.301	39.889	40.580	1'58.213C	235,8	11:04'50.270
12	11.350	27.506	40.267	39.380	1'58.503C	221,8	11:06'48.773
Race Time 22'41.478							

15 B. BADOER (1'53.456)							
Lap	Seg.1	Seg.2	Seg.3	Seg.4	Lap Time	km/h	Local Time
1		26.508	38.971	39.117	1'57.502	190,5	10:36'07.214
2	11.498	25.543	38.057	38.846	1'53.944	241,1	10:38'01.158
3	11.276	25.720	38.290	38.625	1'53.911	246,0	10:39'55.069
4	11.502	25.637	37.775	38.542	1'53.456	229,8	10:41'48.525
5	11.487	25.176	39.838	52.907	2'09.408	239,5	10:43'57.933
6	16.513	1'04.657	1'28.352	1'28.530	4'18.052	126,0	10:48'15.985
7	28.333	57.389	1'21.572	1'26.647	4'13.941	71,7	10:52'29.926
8	29.380	55.416	1'18.021	1'31.861	4'14.678	63,5	10:56'44.604
9	13.299	27.191	50.854	1'12.405	2'43.749C	228,3	10:59'28.353
10	25.300	45.115	55.833	1'12.949	3'19.197C	92,5	11:02'47.550
11	11.403	26.331	39.537	39.282	1'56.553C	239,5	11:04'44.103
12	11.390	25.364	37.952	38.786	1'53.492C	238,4	11:06'37.595
Race Time 22'34.892							

22 E. DELIGNY (1'54.667)							
Lap	Seg.1	Seg.2	Seg.3	Seg.4	Lap Time	km/h	Local Time
1		29.374	39.289	38.962	2'02.874	196,4	10:36'12.586
2	11.297	26.366	38.619	38.963	1'55.245	240,0	10:38'07.831
3	11.318	25.444	38.533	39.372	1'54.667	241,1	10:40'02.498
4	11.339	25.840	38.786	39.510	1'55.475	235,3	10:41'57.973
Race Time 7'48.261							

16 A. NOBELS (1'54.001)							
Lap	Seg.1	Seg.2	Seg.3	Seg.4	Lap Time	km/h	Local Time
1		29.479	39.699	39.267	2'03.993	200,0	10:36'13.705
2	11.240	26.736	39.106	39.059	1'56.141	245,5	10:38'09.846
3	11.424	25.442	38.251	38.884	1'54.001	241,6	10:40'03.847
4	11.261	26.203	38.539	39.155	1'55.158	246,0	10:41'59.005
Race Time 7'49.293							

23 A. LINDBLAD (1'53.603)							
Lap	Seg.1	Seg.2	Seg.3	Seg.4	Lap Time	km/h	Local Time
1		26.294	38.151	39.112	1'55.823	195,3	10:36'05.535
2	11.472	25.833	38.712	38.552	1'54.569	237,4	10:38'00.104
3	11.701	25.484	37.967	38.451	1'53.603	234,3	10:39'53.707
4	11.683	25.717	38.019	38.479	1'53.898	235,3	10:41'47.605
5	11.488	25.441	40.013	52.782	2'09.724	241,6	10:43'57.329
6	16.598	1'04.514	1'28.466	1'28.556	4'18.134	123,0	10:48'15.463
7	28.306	57.338	1'21.540	1'26.746	4'13.930	71,8	10:52'29.393
8	29.225	55.621	1'18.036	1'32.097	4'14.979	72,0	10:56'44.372
9	13.494	27.001	50.916	1'12.084	2'43.495C	226,9	10:59'27.867
10	25.493	45.035	55.300	1'13.627	3'19.455C	90,9	11:02'47.322
11	11.595	26.293	39.470	38.850	1'56.208C	231,3	11:04'43.530
12	11.381	25.482	38.291	38.992	1'54.146C	242,7	11:06'37.676
Race Time 22'34.660							

17 I. DOMINGUES (1'54.400)							
Lap	Seg.1	Seg.2	Seg.3	Seg.4	Lap Time	km/h	Local Time
1		27.297	39.868	39.484	2'01.013	206,5	10:36'10.725
2	11.348	25.478	39.324	38.582	1'54.732	244,3	10:38'05.457
3	11.195	25.822	38.526	38.857	1'54.400	240,0	10:39'59.857
4	11.183	26.104	38.641	38.768	1'54.696	227,4	10:41'54.553
5	11.373	27.487	42.951	50.580	2'12.391	243,2	10:44'06.944
6	18.177	1'04.338	1'26.355	1'28.668	4'17.538	75,3	10:48'24.482
7	30.324	56.960	1'19.706	1'29.073	4'16.063	49,7	10:52'40.545
8	32.090	50.877	1'17.116	1'26.586	4'06.669	46,5	10:56'47.214
9	12.852	27.686	52.036	1'13.429	2'46.003C	239,5	10:59'33.217
10	26.185	45.346	56.793	1'07.634	3'15.958C	79,8	11:02'49.175
11	11.470	26.224	40.851	38.779	1'57.324C	244,9	11:04'46.499
12	11.499	25.385	38.237	39.566	1'54.687C	240,5	11:06'41.186
Race Time 22'37.502							

30 F. LUND (1'54.363)							
Lap	Seg.1	Seg.2	Seg.3	Seg.4	Lap Time	km/h	Local Time
1		29.086	38.843	39.012	2'02.363	204,5	10:36'12.075
2	11.388	27.119	38.755	39.092	1'56.354	246,0	10:38'08.429
3	11.412	25.485	38.206	39.260	1'54.363	240,5	10:40'02.792
4	11.319	25.989	38.641	39.731	1'55.680	244,3	10:41'58.472
5	11.400	26.431	42.113	49.215	2'09.159	240,0	10:44'07.631
6	18.574	1'03.888	1'26.146	1'28.885	4'17.493	78,9	10:48'25.124
7	30.332	57.934	1'18.968	1'29.467	4'16.701	48,3	10:52'41.825
8	32.098	50.264	1'17.906	1'25.590	4'05.858	44,5	10:56'47.683

17/09/2023

P = Pits In/Out - C = Lap Time Cancelled



ACI Racing Weekend Monza, 16-17 Settembre 2023

Euro4 Championship - Chronological Analysis Race 2

Start at 10:34'09.712

3 / 4

9	13.237	26.997	52.386	1'13.414	2'46.034C	231,8	10:59'33.717	12	11.637	25.427	38.136	38.501	1'53.701C	237,4	11:06'34.230	
10	26.386	45.373	57.375	1'06.715	3'15.849C	89,0	11:02'49.566								Race Time 22'35.187	
11	11.569	26.504	40.307	41.644	2'00.024C	240,0	11:04'49.590									
12	12.036	27.227	40.965	40.503	2'00.731C	225,5	11:06'50.321									
								Race Time 22'37.971								

31 A. BOHRA (1'53.449)

Lap	Seg.1	Seg.2	Seg.3	Seg.4	Lap Time	km/h	Local Time								
1		26.600	38.893	39.580	1'57.798	194,9	10:36'07.510								
2	11.376	25.787	38.687	39.258	1'55.108	244,3	10:38'02.618								
3	11.407	25.516	38.020	38.789	1'53.732	236,8	10:39'56.350								
4	11.506	25.351	37.920	38.672	1'53.449	238,9	10:41'49.799								
5	11.473	25.294	40.459	52.365	2'09.591	240,5	10:43'59.390								
6	16.667	1'04.526	1'28.283	1'29.298	4'18.774	136,4	10:48'18.164								
7	27.877	57.459	1'21.118	1'26.883	4'13.337	64,0	10:52'31.501								
8	29.856	54.852	1'18.224	1'30.579	4'13.511	72,3	10:56'45.012								
9	13.435	27.324	50.734	1'12.820	2'44.313C	228,8	10:59'29.325								
10	25.454	45.488	55.598	1'11.864	3'18.404C	93,5	11:02'47.729								
11	11.346	26.495	39.321	39.406	1'56.568C	244,3	11:04'44.297								
12	11.283	25.430	38.256	38.616	1'53.585C	240,0	11:06'37.882								
								Race Time 22'35.300							

37 K. SZTUKA (1'53.158)

Lap	Seg.1	Seg.2	Seg.3	Seg.4	Lap Time	km/h	Local Time								
1		26.083	38.291	39.005	1'55.525	193,2	10:36'05.237								
2	11.822	25.741	39.120	38.577	1'55.260	231,3	10:38'00.497								
3	11.427	25.532	38.072	38.456	1'53.487	242,7	10:39'53.984								
4	11.388	25.444	37.854	38.752	1'53.158	237,9	10:41'47.142								
5	11.723	25.264	40.024	52.753	2'09.764	234,3	10:43'56.906								
6	16.330	1'04.691	1'28.246	1'28.609	4'17.876	134,3	10:48'14.782								
7	28.083	57.616	1'21.553	1'26.932	4'14.184	75,9	10:52'28.966								
8	28.917	55.763	1'18.143	1'32.254	4'15.077	78,4	10:56'44.043								
9	13.666	27.790	51.020	1'12.280	2'44.756C	222,2	10:59'28.799								
10	25.452	45.054	55.768	1'12.570	3'18.844C	87,2	11:02'47.643								
11	11.413	26.448	39.811	39.282	1'56.954C	226,9	11:04'44.597								
12	11.225	26.019	38.470	38.443	1'54.157C	244,9	11:06'38.754								
								Race Time 22'34.331							

47 N. LACORTE (1'53.966)

Lap	Seg.1	Seg.2	Seg.3	Seg.4	Lap Time	km/h	Local Time								
1		27.564	39.494	38.996	1'59.931	199,3	10:36'09.643								
2	11.344	25.843	38.929	39.222	1'55.338	243,2	10:38'04.981								
3	11.318	25.349	38.608	39.059	1'54.334	244,3	10:39'59.315								
4	11.412	25.771	38.293	38.490	1'53.966	244,3	10:41'53.281								
5	11.500	25.490	42.178	52.020	2'11.188	239,5	10:44'04.469								
6	17.565	1'03.638	1'27.256	1'28.859	4'17.318	98,8	10:48'21.787								
7	29.959	56.560	1'21.021	1'28.168	4'15.708	55,6	10:52'37.495								
8	31.543	52.280	1'17.459	1'27.610	4'08.892	52,3	10:56'46.387								
9	13.090	26.841	52.224	1'13.150	2'45.305C	233,3	10:59'31.692								
10	26.218	45.073	57.092	1'08.486	3'16.869C	89,7	11:02'48.561								
11	11.335	26.616	43.360	40.277	2'01.588C	234,8	11:04'50.149								
12	11.284	26.258	40.301	41.454	1'59.297C	226,4	11:06'49.446								
								Race Time 22'36.675							

51 F. SLATER (1'54.041)

Lap	Seg.1	Seg.2	Seg.3	Seg.4	Lap Time	km/h	Local Time
1		26.258	38.326	38.823	1'56.204	190,8	10:36'05.916
2	11.416	25.770	39.129	38.605	1'54.920	241,6	10:38'00.836
3	11.359	25.623	38.310	39.058	1'54.350	243,8	10:39'55.186
4	11.477	25.802	38.139	38.623	1'54.041	225,5	10:41'49.227
5	11.438	25.235	39.961	52.958	2'09.592	244,9	10:43'58.819
6	16.476	1'04.482	1'28.471	1'28.698	4'18.127	129,3	10:48'16.946
7	28.259	57.472	1'21.348	1'26.785	4'13.864	66,2	10:52'30.810
8	29.797	54.893	1'18.077	1'31.322	4'14.089	69,5	10:56'44.899
9	13.700	27.918	47.081	1'11.971	2'40.670C	223,1	10:59'25.569
10	25.110	44.797	54.653	1'16.210	3'20.770C	106,6	11:02'46.339
11	11.915	25.616	38.113	38.546	1'54.190C	232,8	11:04'40.529

17/09/2023

P = Pits In/Out - C = Lap Time Cancelled

53 G. PEDRINI (1'53.630)

Lap	Seg.1	Seg.2	Seg.3	Seg.4	Lap Time	km/h	Local Time								
1		29.768	40.236	39.127	2'04.831	200,7	10:36'14.543								
2	11.191	26.185	39.519	39.555	1'56.450	242,7	10:38'10.993								
3	11.203	25.628	38.251	38.548	1'53.630	249,4	10:40'04.623								
4	11.348	25.492	48.814	54.272	2'19.926P	244,9	10:42'24.549								
5	2'29.726	50.418	1'18.941	1'30.385	6'09.470P	90,8	10:48'34.019								
6	30.675	1'02.092	1'13.510	1'28.209	4'14.486	36,9	10:52'48.505								
7	35.285	47.924	1'15.840	1'22.608	4'01.657	46,4	10:56'50.162								
8	12.936	28.403	55.870	1'12.864	2'50.073C	217,7	10:59'40.235								
9	26.735	45.704	56.039	1'03.642	3'12.120C	87,7	11:02'52.355								
10	11.350	26.767	39.688	40.483	1'58.288C	240,0	11:04'50.643								
11	11.419	27.434	40.330	40.159	1'59.342C	221,8	11:06'49.985								
								Race Time 22'40.450							

57 N. BHIROMBHAKDI (1'54.109)

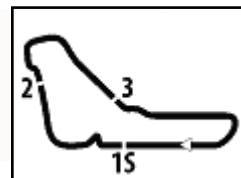
Lap	Seg.1	Seg.2	Seg.3	Seg.4	Lap Time	km/h	Local Time								
1		47.017	39.635	39.327	2'21.160	201,9	10:36'30.872								
2	11.674	25.672	38.324	39.057	1'54.727	235,8	10:38'25.599								
3	11.649	25.570	38.246	38.681	1'54.146	236,8	10:40'19.745								
4	11.650	25.487	38.305	38.667	1'54.109	237,4	10:42'13.854								
5	11.674	30.914	39.540	41.340	2'03.468	221,3	10:44'17.322								
6	20.427	1'04.064	1'20.655	1'30.135	4'15.281	64,6	10:48'32.603								
7	31.111	1'02.724	1'12.994	1'28.405	4'15.234	37,2	10:52'47.837								
8	34.925	48.232	1'16.002	1'22.838	4'01.997	41,0	10:56'49.834								
9	12.921	26.994	56.311	1'12.828	2'49.054C	222,2	10:59'38.888								
10	26.639	45.421	56.502	1'04.232	3'12.794C	84,6	11:02'51.682								
11	11.430	26.554	39.917	40.206	1'58.107C	244,3	11:04'49.789								
12	11.371	26.301	40.615	39.273	1'57.560C	232,8	11:06'47.349								
								Race Time 22'40.122							

66 R. LIU (1'54.313)

Lap	Seg.1	Seg.2	Seg.3	Seg.4	Lap Time	km/h	Local Time								
1		26.950	39.335	39.382	1'58.895	198,5	10:36'08.607								
2	11.519	26.344	38.845	38.922	1'55.630	239,5	10:38'04.237								
3	11.443	25.438	38.869	39.448	1'55.198	243,2	10:39'59.435								
4	11.299	25.832	38.397	38.785	1'54.313	242,2	10:41'53.748								
5	11.393	27.629	42.370	50.960	2'12.352	242,7	10:44'06.100								
6	18.330	1'04.145	1'26.190	1'33.426	4'22.091P	80,7	10:48'28.191								
7	2'52.904	24.836	39.987	40.576	4'38.303P	190,5	10:53'06.494								
8	19.652	46.568	1'15.855	1'22.046	3'44.121	52,0	10:56'50.615								
9	12.926	27.131	54.534	1'13.237	2'47.828C	233,8	10:59'38.443								
10	26.393	45.512	56.693	1'04.210	3'12.808C	89,3	11:02'51.251								
11	11.664	26.841	40.058	40.810	1'59.373C	239,5	11:04'50.624								
12	11.349	27.253	40.512	39.999	1'59.113C	224,1	11:06'49.737								
								Race Time 22'40.903							

71 G. PEEBLES (1'54.981)

Lap	Seg.1	Seg.2	Seg.3	Seg.4	Lap Time	km/h	Local Time								
1		27.396	40.233	39.195	2'01.218	196,0	10:36'10.930								
2	11.199	25.516	39.259	40.426	1'56.400	247,1	10:38'07.330								
3	11.285	25.649	38.742	39.305	1'54.981	244,3	10:40'02.311								
4	11.356	25.761	39.341	39.761	1'56.219	238,9	10:41'58.530								
5	11.436	28.139	41.926	48.953	2'10.454	227,8	10:44'08.984								
6	18.827	1'03.584	1'26.258	1'28.990	4'17.659	79,9	10:48'26.643								
7	31.038	56.992	1'18.820	1'29.650	4'16.500	41,5	10:52'43.143								
8	33.064	49.057	1'17.359	1'25.331	4'04.811	42,0	10:56'47.954								
9	13.379	27.187	52.725	1'13.505	2'46.796C	226,9	10:59'34.750								
10	26.411	45.772	57.211	1'05.651	3'15.045C	82,6	11:02'49.795								
11	11.366	29.692	40.198	39.896	2'01.152C	241,6	11:04'50.947								
12	11.416	27.601	40.492	40.039	1'59.548C	222,7	11:06'50.495								
								Race Time 22'38.242							



ACI Racing Weekend Monza, 16-17 Settembre 2023

Euro4 Championship - Chronological Analysis Race 2

Start at 10:34'09.712

86 D. DE LA TORRE (1'54.981)							
Lap	Seg.1	Seg.2	Seg.3	Seg.4	Lap Time	km/h	Local Time
1		29.318	40.251	39.362	2'05.170	209,7	10:36'14.882
2	11.359	25.984	39.401	39.501	1'56.245	245,5	10:38'11.127
3	11.229	25.771	38.850	39.131	1'54.981	231,8	10:40'06.108
4	11.589	25.374	38.945	40.179	1'56.087	237,9	10:42'02.195
5	11.395	30.687	40.607	46.658	2'09.347	244,9	10:44'11.542
6	19.004	1'03.625	1'25.783	1'29.013	4'17.425	88,5	10:48'28.967
7	31.590	56.940	1'18.413	1'29.340	4'16.283	42,7	10:52'45.250
8	34.864	47.867	1'16.673	1'24.108	4'03.512	34,0	10:56'48.762
9	12.995	27.138	54.587	1'14.160	2'48.880C	234,8	10:59'37.642
10	26.208	45.448	56.924	1'04.972	3'13.552C	96,5	11:02'51.194
11	11.695	26.301	39.982	40.114	1'58.092C	237,9	11:04'49.286
12	11.600	26.073	39.721	39.244	1'56.638C	233,3	11:06'45.924

Race Time 22'39.050

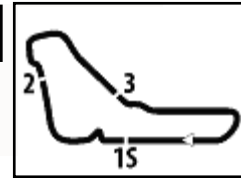
96 F. OLIVIERI (1'54.708)							
Lap	Seg.1	Seg.2	Seg.3	Seg.4	Lap Time	km/h	Local Time
1		27.522	40.028	39.350	2'01.902	206,1	10:36'11.614
2	11.489	25.979	38.792	39.577	1'55.837	243,8	10:38'07.451
3	11.269	25.744	38.583	39.112	1'54.708	246,0	10:40'02.159
4	11.571	25.862	38.849	39.845	1'56.127	238,4	10:41'58.286

Race Time 7'48.574

97 K. DARYANANI (1'55.574)							
Lap	Seg.1	Seg.2	Seg.3	Seg.4	Lap Time	km/h	Local Time
1		28.847	39.676	39.695	2'04.587	213,9	10:36'14.299
2	11.165	26.264	39.368	39.645	1'56.442	242,2	10:38'10.741
3	11.460	25.749	38.866	39.508	1'55.583	238,4	10:40'06.324
4	11.327	25.878	38.897	39.472	1'55.574	241,1	10:42'01.898
5	11.478	27.193	41.656	48.130	2'08.457	239,5	10:44'10.355
6	18.495	1'03.652	1'26.075	1'29.022	4'17.244	86,0	10:48'27.599
7	31.122	56.850	1'18.680	1'29.432	4'16.084	40,9	10:52'43.683
8	33.791	48.747	1'17.145	1'24.813	4'04.496	42,0	10:56'48.179
9	13.102	26.939	52.622	1'13.442	2'46.105C	230,8	10:59'34.284
10	26.319	45.743	57.045	1'06.346	3'15.453C	89,6	11:02'49.737
11	11.413	27.379	40.166	40.422	1'59.380C	240,5	11:04'49.117
12	11.688	26.179	41.160	40.128	1'59.155C	233,3	11:06'48.272

Race Time 22'38.467





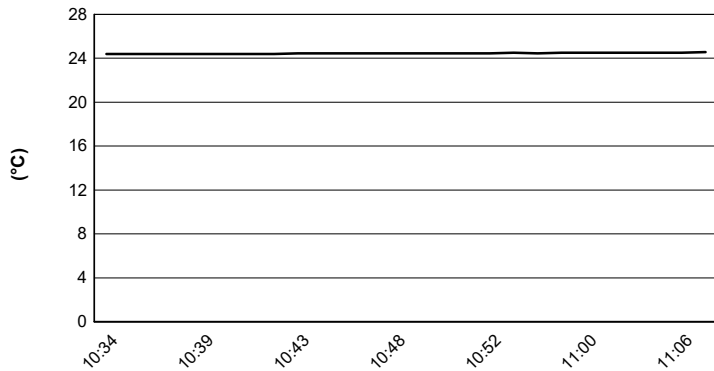
Autodromo Monza 5.793 m

ACI Racing Weekend Monza, 16-17 Settembre 2023

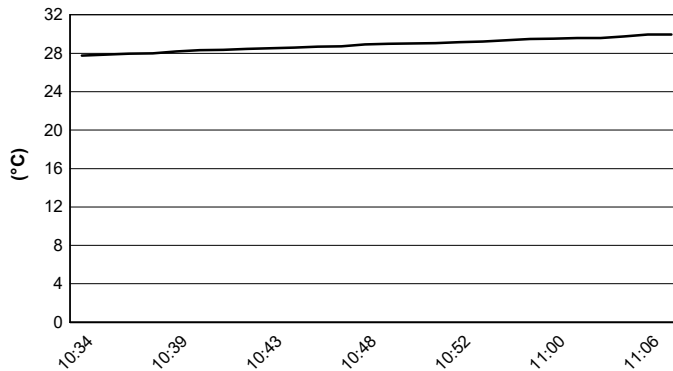
Euro4 Championship - Weather Report Race 2

Session started 10:34 - Session ended 11:08

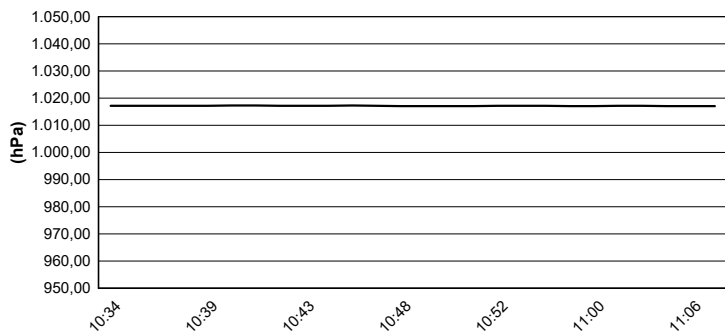
Air Temperature



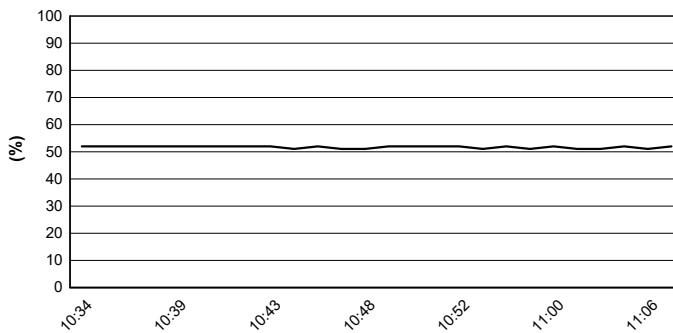
Track Temperature



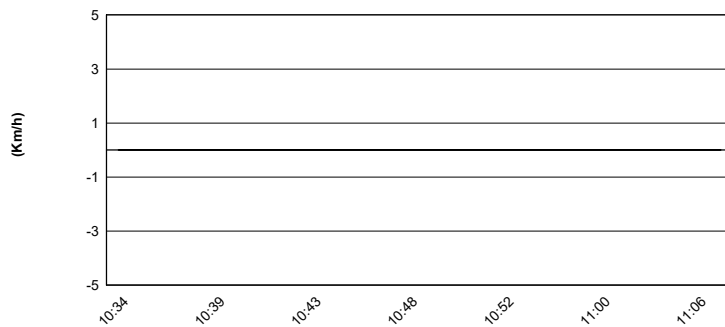
Air Pressure



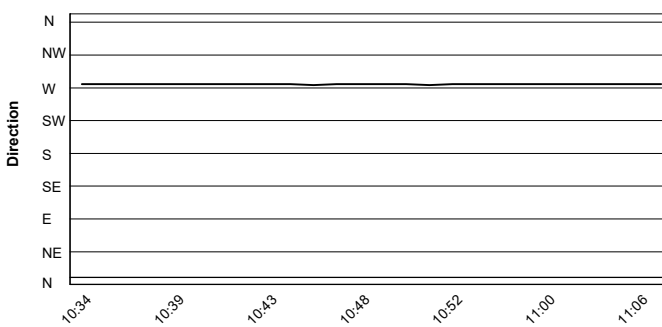
Humidity



Wind Speed

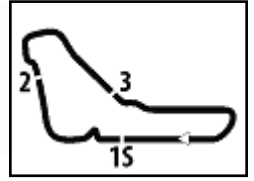


Wind Direction



17/09/2023




ACI Racing Weekend Monza, 16-17 Settembre 2023
Euro4 Championship - Starting Grid - Race 2 (Duration: 30' +1 Lap)

11	AKHMED I. Van Amersfoort Racing	Tatuus 1'54.356	97	DARYANANI K. Cram Motorsport	Tatuus 1'53.964	15
6	KAMAL M. AKM Motorsport	Tatuus 1'54.934	10	MODONESE R. Van Amersfoort Racing	Tatuus 1'54.062	14
86	DE LA TORRE D. AKM Motorsport	Tatuus 1'53.675	53	PEDRINI G. PHM Racing	Tatuus 1'53.629	13
16	NOBELS A. Prema Racing	Tatuus 1'53.562	30	LUND F. Van Amersfoort Racing	Tatuus 1'53.483	12
5	LARINI D. AKM Motorsport	Tatuus 1'53.436	22	DELIGNY E. AKM Motorsport	Tatuus 1'53.427	11
57	BHIROMBHAKDI N. PHM Racing	Tatuus 1'53.315	4	SARRAZIN P. Van Amersfoort Racing	Tatuus 1'53.273	10
21	HAUSMANN T. AKM Motorsport	Tatuus 1'53.265	96	OLIVIERI F. Cram Motorsport	Tatuus 1'53.248	9
17	DOMINGUES I. Van Amersfoort Racing	Tatuus 1'52.823	12	PRADEL G. US Racing	Tatuus 1'52.746	8
71	PEEBLES G. BVM Racing	Tatuus 1'52.712	9	SPINA A. BVM Racing	Tatuus 1'52.624	7
47	LACORTE N. Prema Racing	Tatuus 1'52.586	14	AL DHAHERI R. Prema Racing	Tatuus 1'52.522	6
8	TAPONEN T. Prema Racing	Tatuus 1'52.412	13	WHARTON J. Prema Racing	Tatuus 1'52.407	5
3	UGOCHUKWU U. Prema Racing	Tatuus 1'52.382	66	LIU R. US Racing	Tatuus 1'52.362	4
15	BADOER B. Van Amersfoort Racing	Tatuus 1'52.322	20	DAVID Z. US Racing	Tatuus 1'52.307	3
31	BOHRA A. US Racing	Tatuus 1'52.293	51	SLATER F. Prema Racing	Tatuus 1'52.219	2
23	LINDBLAD A. Prema Racing	Tatuus 1'52.071	37	SZTUKA K. US Racing	Tatuus 1'51.715	1

Driver n. 11 (Akhmed I.) drops 4 positions, Stewards decision n. 16.
 Driver n. 97 (Daryanani K.) drops 4 positions, Stewards decision n. 17.